

Healthcare & Wellness

Hospital, Nursing homes, Assisted living, Rehabilitation Centers and more.

Miele laundry systems are designed to support the essential goals of cleanliness and patient safety in healthcare settings. Proper washing of specialized materials such as microfiber mops, privacy curtains, and towels helps prevent premature wear and tear, reducing the need for frequent replacements.

**High-speed.
Low Consumption.
Cost Saving.**



**Efficient &
Time Saving.**



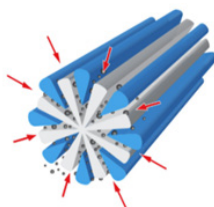
**Thermal Disinfecting
Programs**




**Tested for 30,000
Operating Hours.**

Did you know?


Microfiber capture unwanted particles hooking onto dirt and debris. If not cared for properly they can be damaged with high heat and too much mechanical stress.



Miele White Paper: Microfiber Mops



Miele's Honeycomb Drum Provides a gentle yet thorough clean. Its patented design minimizes mechanical stress on the materials.



Competitor's Drum prematurely break down fibers reducing the lifespan of the materials.

Exceptional results on Microfiber Mops

Microfiber mops efficiently pick up dirt and bacteria, reducing cleaning time. Heavily soiled mops are spun at the start of the wash to reduce soil carryover, ensuring optimal cleaning and fabric care.



Top: After 9 months washed with Miele.
Bottom: After 2 Weeks, washed in a competitor



Choosing the load.

	Washable Items	in lbs.	20 lbs. Models	25 lbs. Models	30 lbs. Models	35 lbs. Models	45 lbs. Models	55 lbs. Models	75 lbs. Models
Housekeeping	Duvet Covers (Double)	3.70	5	7	9	11	12	16	22
	Duvet Covers (Queen)	3.90	5	6	9	10	12	15	21
	Duvet Covers (King)	4.40	5	6	8	9	10	14	18
	Blankets	2.20	9	11	16	18	20	27	36
	Bed Pads	2.80	7	9	13	14	16	21	29
	Wash Cloths	0.10	200	250	350	400	450	600	800
Janitorial	Cleaning Rags	0.12	167	208	292	333	375	500	667
	Mop Heads 12"	0.50	40	50	70	80	90	120	160
	Mop Heads 18"	0.80	25	31	44	50	56	75	100
	Mop Heads 24"	1.10	18	23	32	36	41	55	73

The provided figures are based on sample items and should be used as guidelines. It's important to note that weights and sizes of various brands may differ. Therefore, when using this information, it's essential to refer to the specific product's measurements and specifications for accuracy.

Estimating Savings: Hospitals can estimate savings by calculating how much longer linens last when properly cleaned, reducing the need for replacements. **Scalability:** Hospitals often seek scalable solutions that can accommodate their growing needs. Offering scalable laundry equipment or services—such as expanding laundry capacity to match hospital growth—can foster long-term partnerships.

Suggested for you.

Benchmark Washer/Dryer - Also available in a stacked configuration (see full price list for model)

Washers	Load	Heating	Electrical		Color	Material
PWM 909	20 lbs.	EL, Drain Pump	208/240V/60Hz/1 Ph.	2 x 30 A	Iron Grey	12271880
PWM 909	20 lbs.	EL, Drain Valve	208/240V/60Hz/1 Ph.	2 x 30 A	Iron Grey	12271900
Dryers	Load	Heating	Electrical		Color	Material
PDR 910	20 lbs.	Gas	208/240V/60Hz/1 Ph.	2 x 30 A	Iron Grey	12271750
PDR 910	20 lbs.	EL	208/240V/60Hz/1 Ph.	2 x 30 A	Iron Grey	12271740

Accessories

APWM 019	Connector Box, PWM 12-20 kg. 1-6 dispenser pumps.					12406180
----------	---	--	--	--	--	----------

Performance Plus

Washers	Load	Heating	Electrical		Color	Material
PWM 920	45 lbs.	No Heater	240V/60Hz/1 Ph.	2 x 20 A	SS	11803310
PWM 920	45 lbs.	EL	208/240V/60Hz/3 Ph.	3 x 60 A	SS	11803300
Dryers	Load	Heating	Electrical		Color	Material
PDR 922	50 lbs.	EL	208/240V/60Hz/3 Ph.	3 x 70 A	SS	12012280
PDR 922	50 lbs.	Steam	208/240V/60Hz/1 Ph.	2 x 15 A	Iron Grey	12012300

Accessories

APWM 019	Connector Box, PWM 12-20 kg. 1-6 dispenser pumps.					12406180
----------	---	--	--	--	--	----------

Performance Plus

Washers	Load	Heating	Electrical		Color	Material
PW 6241	55 lbs.	No Heater	240V/60Hz/1 Ph.	2 x 30 A	SS	12092190
PW 6241	55 lbs.	EL	208V, 240V/60Hz/3 Ph	3 x 70 A	SS	12088670
PW 6241	55 lbs.	EL	440V, 480V/60Hz/3 Ph	3 x 35 A	SS	12092170
Dryers	Load	Heating	Electrical		Color	Material
PDR 928	60 lbs.	EL	208/240V/60Hz/3 Ph.	3 x 100 A	SS	12012380